

---

## Meraki Display Introduction



---

## Overview

Video wall solutions are a staple of any comprehensive video surveillance system. For onsite and remote security, dedicated video walls offer an effective way to surveil and protect one or multiple sites. For open lobbies, public-facing video walls are part of preventive strategies for crime deterrents by signaling passersby that they are monitored.

Meraki Display is an Apple TV app capable of live streaming up to 16 cameras on a single display for video wall monitoring. Leveraging the power of the Meraki platform and Apple TV hardware, Meraki Display delivers a high-quality 24/7 viewing experience that is customizable from the dashboard. It is also capable of transmitting both cloud and local streams to maximize stream uptime.

Meraki Display only supports MV cameras and requires a [software license](#) for the full experience.

---

## Getting Started

1. Complete [Apple TV setup](#)
2. Download and install the Meraki Display app from the Apple TV app store
3. Enter your dashboard [username and password](#)
4. Make sure a [video wall](#) is already created from the Meraki Dashboard
5. Navigate to the camera network and select a video wall to start streaming

---

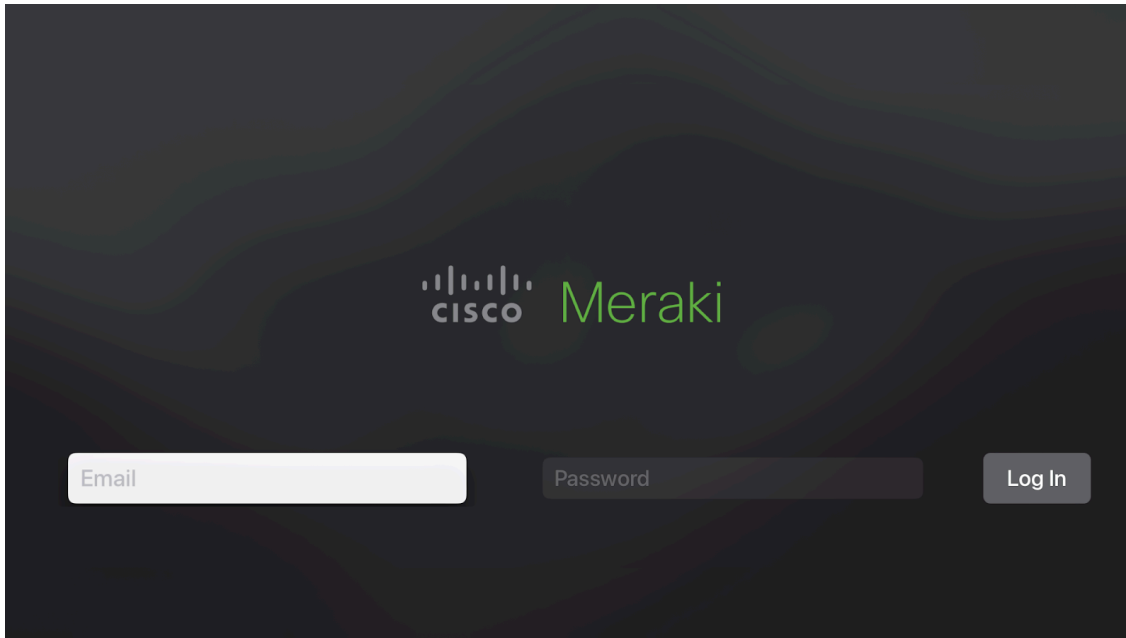
## Features

Meraki Display offers a simple experience to initiate and monitor video walls via Apple TV. By leveraging the [MV architecture](#) for direct and cloud proxy streaming, Meraki Display achieves stable 24/7 streaming for passive monitoring and crime deterrence.

### Authentication

Users can authenticate to Meraki Display with their Meraki Dashboard credentials. Simply open the app and enter a valid email address and password to gain access.

**NOTE:** Users will also be logged out once every 30 days and will be required to log in on the Meraki display.



- **Two-factor authentication:** 2FA is [configurable](#) from Meraki Dashboard. Once 2FA is enabled, affected users will be prompted to enter a security code received from their SMS
- **SAML/SSO:** this is currently not supported on Meraki Display

If no valid Meraki Display license is found or if the maximum license limit is exceeded, access will be denied. Learn more about the Meraki Display license [here](#).

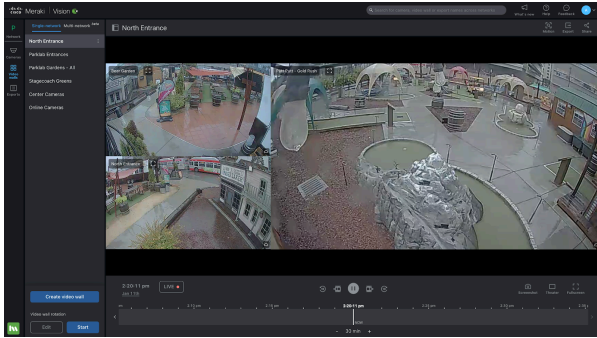
### Permissions

Access to video walls is inherited from [user permissions](#) on the Meraki dashboard. Both organization and network admins on the dashboard can access the app. To granularly restrict camera access, a [camera-only admin](#) may be created with limited access to only a set of cameras. With the camera-only admin setup, (1) users can view existing video walls within allowable networks and (2) restricted cameras will show up as black screens upon video wall launch

### Configure video wall

A video wall must be created before using Meraki Display.

- [Video walls](#) are configured from the Meraki dashboard or Vision Portal
- [Multi-network video walls](#) can only be configured from the Vision Portal
- Video wall tile placement is shared between the dashboard, Vision Portal, and Meraki Display



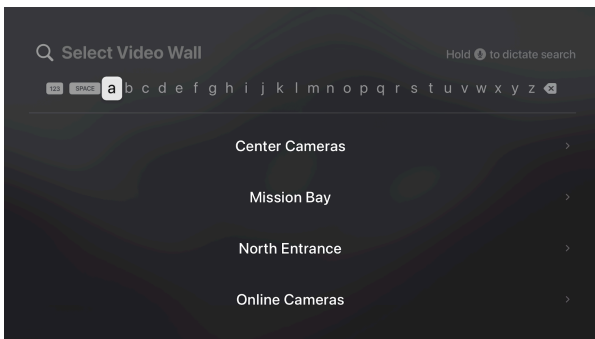
Video wall on the Vision Portal



Video wall on Meraki Display

## Navigation

1. Use the Apple TV remote (or a [Bluetooth keyboard](#)) to navigate through the organization and network picker screens.
2. Select a video wall to start viewing
3. Select a camera to expand the camera screen



Select between video walls



Launched video wall

## Audio playback

If [audio recording](#) is enabled for the camera, select into a single camera stream will grant you audio playback to that stream. Volume is controlled by the monitor remote.

## Mobile Device Management (MDM)

Merak Display supports MDM integration. If you are using Meraki's Systems Manager, please review this [documentation](#) on tvOS enrollment. Some benefits of deploying through MDM are:

- [Single app mode](#): limit interactions on the Apple TV to only Meraki Display and prevent accidental closure

- Zero-touch deployment: 1 click deployment of new Apple TVs with Meraki Display pre-installed on the device

Want to learn more? Watch the video below on zero-touch deployment of Apple TV with Systems Manager. You can also access the quick start guide [here](#).

Media, iframe, embed and object tags are not supported inside of a PDF.

## Video wall rotation

This feature is currently not available but is coming soon.

---

## Hardware

We recommend purchasing the latest generation of Apple TV hardware for Meraki Display for both improved performance and additional functionality. The suggested hardware models are:

- Apple TV 4K (3rd Generation) Wi-Fi + Ethernet
- Apple TV 4K (2nd Generation)

## Hardware Purchase and Support

Meraki does not offer to sell Apple TVs; we will not take purchase, hardware repair, or hardware replacement requests. You can purchase Apple TV directly or work with a 3rd party vendor to procure hardware. We highly recommend leveraging [Apple Business Manager](#) and Meraki Systems Manager to simplify purchasing, deployment, and management of your Apple TV hardware. Hardware repair is also available through the [official Apple services](#).

---

## FAQ

## Software

### **Does Meraki Display support Camera-Only Admin access?**

Yes. You can authenticate as an organization, network, or camera-only admin.

### **Can I use MDM (mobile device management) to further control the usage of Meraki Display?**

Yes. You can use your company's current MDM solution of Meraki's [Systems Manager](#) to implement a managed experience.

### **Can I stream 3rd party camera hardware through Meraki Display?**

No. We only stream MVs to offer the most secure and best possible experience.

## Hardware

### **Can I use older Apple TV hardware to access Meraki Display?**

We are recommending the [latest hardware](#) due to its improved performance and functionalities.

Only Apple TVs 4th generation or later have access to App store for downloading Meraki Display. Apple TV (3rd generation) and prior do not support App Store; Meraki Display cannot be downloaded in those models. You can identify your Apple TV models [with this guide](#).

### **Does Meraki repair or replace Apple TVs?**

No. Meraki does not offer services to Apple TVs. Please refer to [official Apple services](#) for help.